

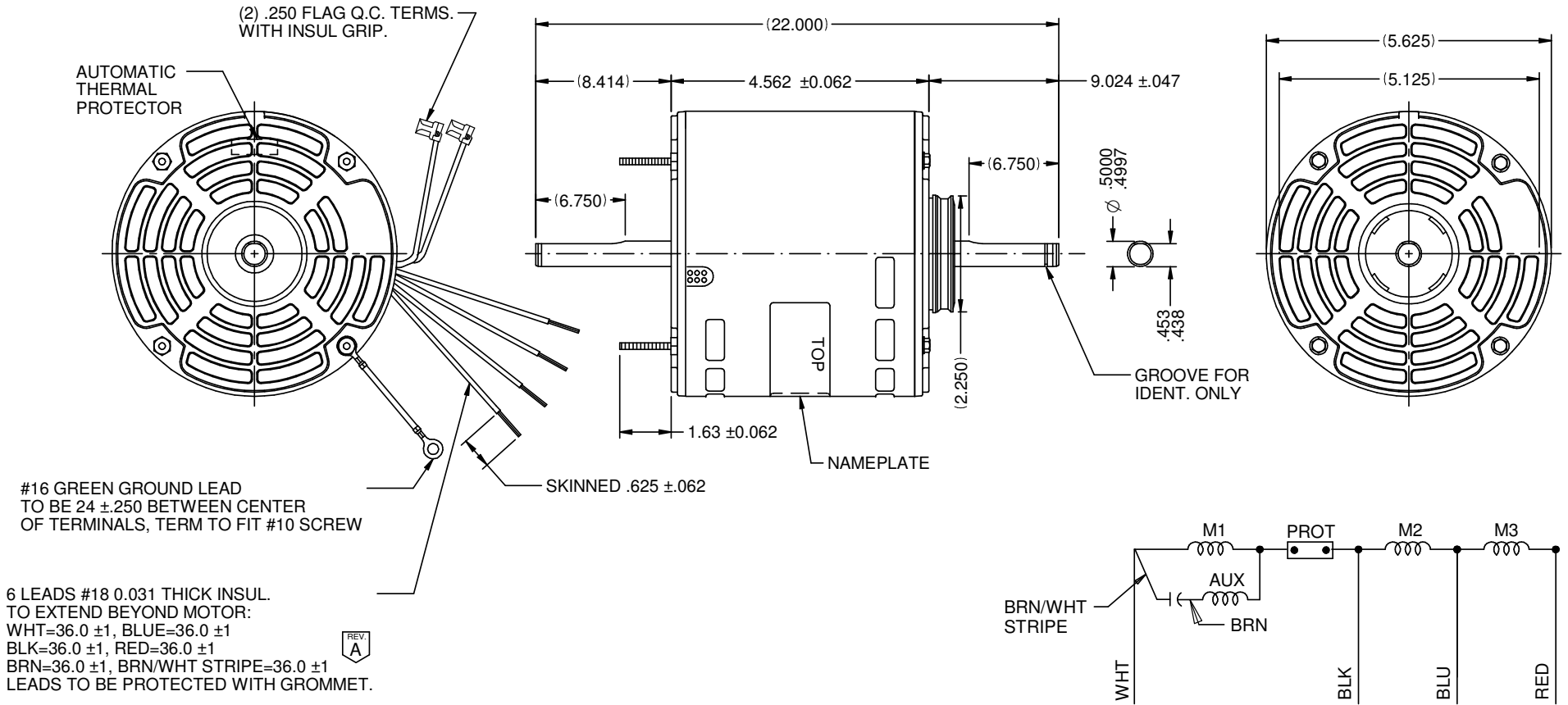


## Catalog #: NA1034

Model Number:	K055RKY2204011B
PRODUCT NAME:	.33 HP - OPEN - 1625
PHASETYPE:	1_PERMANENT SPLIT CA
MOTOR ENCLOSURE:	OPEN
HORSEPOWER:	.33
KILOWATTS:	0.3
POLES:	4
NUMBER SPEEDS:	3
RPM:	1625
HERTZ:	60
VOLTS PRIMARY:	208-230 V
VOLTS :	208
VOLTS 2:	230
FRME :	48
SHAFT CODE:	Y
STATOR DIAMETER:	5.5
STACK:	1.5
MOUNTING:	HUB/STUD
MOTOR TYPE:	FHP
OPPOSITE END BEARING:	SELF-ALIGN
SHAFT END BEARING:	SELF-ALIGN
AMBIENT:	40
ROTATION:	CCW LEAD END
SERVICE FACTOR:	1
RUNCAPMFD:	5
RUNCAPVOLTS:	370
SHIPPING WEIGHT:	13
THERMAL PROTECTION:	AUTOMATIC RESET
BREAKDOWN TORQUE:	35.34
BREAKDOWN TORQUE UOM:	OZFT
LOCKED ROTOR TORQUE:	6.997
LOCKED ROTOR TORQUE UOM:	OZFT
INSULATION CLASS:	B
LOCKED ROTOR AMPS:	6.34
FULL LOAD AMPS PRIMARY:	2.8

MODEL	REF	CUSTOMER	HP	VOLTS	AMPS	HZ	RPM	ROTATION	CUSTOMER PT. NO.	DESCRIPTION / REMARKS
K55HXRKY-2204	C41353	WHOLESALE HAC	1/3	208-230	2.8	60	1625/3SPD	C.CW LEAD END	NA1034	K55 RING OR STUD MTD S/A BRG OPEN

NOTE:  
KIT WITH BRACKET ASSEMBLY.  
RINGS, SCREWS AND NUTS TO BE  
INCLUDED IN CARTON BOX.




NIDEC MOTOR CORPORATION 24-Feb-16

REFER TO S.E.I.M. 24-1

REVISION RECORD FOR:		TOLERANCES ON DIMENSIONS (UNLESS OTHERWISE SPECIFIED)		NIDEC MOTOR CORPORATION			REVISION DATE:		
E25008				INFORMATION DISCLOSED ON THIS DOCUMENT IS CONSIDERED PROPRIETARY AND SHALL NOT BE REPRODUCED OR DISCLOSED WITHOUT WRITTEN CONSENT OF NIDEC MOTOR CORPORATION			24-FEB-16		
ELIMINATED NOTE "FIGURES TO BE PRINTED ON LEADS"				TITLE			SHEET NUMBER		
		INCHES .XX = ±.010 .XXX = ±.005		CUSTOMER DETAIL DRAWING			1 OF 3		
		mm		CODE			DWG SIZE		
ISSUED BY: I. NUÑEZ		ENGINEER APPROVED: A. VILLANUEVA		V02			B		
		ANGLES X°= ±1°		ITEM NO. 809208			REV A		

# Permanent Split Capacitor Double Shaft Fan & Blower 5.6" Diameter, Two & Three Speed



## APPLICATIONS:

Design to meet manufacturer's requirements for blowers utilizing a double-shaft motor.

## FEATURES:

- Open Drip Proof, Air Over, Except Where Noted
- Automatic Reset Thermal Overload Protector
- CCW Rotation Lead End
- Bearings Have All Angle Thrust System
- Continuous Duty, Air Over
- Green Ground Lead
- Connection and Capacitor Information Furnished on Nameplate
- Designed for Use with 370V Capacitors
- Hub Rings are 2 1/4" Diameter, Furnished Detached, with Extra Metal Outer Rings for Adapting to 2 1/2" Diameter
- Mounting Holes in Shell for Mounting Capacitor
- When Supplied, Capacitor and Mounting Hardware are Supplied Detached
- 20" Leads
- Class B Insulation
- **Discount Symbol: DS-3HAC**

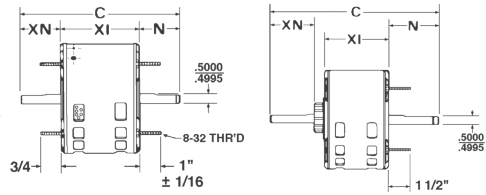


Figure A

Figure B

## Stud Mount, Without Capacitor and Mounting Kit, Three Speed, Economizer® High Efficiency (Fig.A)

HP	RPM/ Spds.	Voltage	Catalog Number	List	Bearings	Cap MFD	Amps	Shaft N	Shaft XN	Shell XI	Total C	Ship Wt.	Notes	OEM
1/4	1625/3	230	8725	\$262	SAB	6.0	1.6	7.0	7.0	4.1	18.1	19		
1/8	1075/3	115	1186	\$259	SAB	5.0	2.1	6.0	6.0	3.8	15.8	12	H45, LA	
	1075/3	208-230	1187	\$263	SAB	5.0	0.9	6.0	6.0	3.8	15.8	11	H45	
1/3	1625/3	230	8726	\$271	SAB	7.5	1.9	7.0	7.0	4.3	18.3	16		

## Resilient Mounting With Capacitor and Mounting Kit, Two Speed (Fig. B)

HP	RPM/ Spds.	Voltage	Catalog Number	List	Bearings	Cap. MFD	Amps	Shaft N	Shaft XN	Shell XI	Total C	Wt.	Notes	OEM
1/4	1075/2	115	1244	\$200	SAB	5.0	4.4	7.0	7.0	4.9	19.4	18	RB, LA	
	1625/2	115	1242	\$212	SAB	3.0	3.6	7.0	7.0	4.4	18.9	19	RB	
	1625/2	230	1243	\$218	SAB	3.0	1.8	7.0	7.0	4.4	18.9	13	RB	

## Hub or Stud Mount (Except Where Noted), With Capacitor and Mounting Kit, 3 or 4 Speed (Fig. B)

HP	RPM/ Spds.	Voltage	Catalog Number	List	Bearings	Cap. MFD	Amps	Shaft N	Shaft XN	Shell XI	Total C	Wt.	Notes	OEM
1/8	775/3	115	1416	\$207	SAB	5.0	1.65	11.552	10.796	4.6	28.0	17		
1/6	1075/3	115	1240	\$187	SAB	5.0	2.9	7.0	7.0	4.1	18.7	18	RB	
1/5	1075/3	230	1152	\$148	SAB	5.0	1.4	5.1	4.5	3.8	13.4	13		GB
1/4	1625/4	208-230	1381	\$293	SAB	5.0	1.2	9.5	9.5	4.3	23.5	12	RB	
1/3	1625/3	230	1887	\$271	SAB	5.0	2.2	8.0	8.0	4.3	20.8	15		
	1075/3	230	1213	\$201	SAB	5.0	2.5	8.0	8.0	4.3	20.8	17		
	1075/3	230	5108	\$206	SAB	5.0	2.3	4.2	4.6	4.3	14.2	16		WP
	1075/3	230	1247	\$224	SAB	5.0	2.5	9.17	9.17	5.125	24.0	18	RB	
1/2	1075/3	230	1824	\$235	SAB	5.0	4.5	9.0	9.0	5.4	24.0	20		
3/4	1075 /3	208-230	1894	\$241	SAB	7.5	5.0	7.3	7.8	5.6	20.6	17.9		

## Hub or Stud Mount, Without Capacitor and Mounting Kit\*, Three Speed (Fig. B)

HP	RPM/ Spds.	Voltage	Catalog Number	List	Bearings	Cap MFD	Amps	Shaft N	Shaft XN	Shell XI	Total C	Ship Wt.	Notes	OEM
1/4	1075/3	230	3134	\$189	SAB	5.0	2.0	8.0	8.0	4.6	20.1	12		
1/3	1075/3	230	3135	\$145	SAB	5.0	2.5	8.0	8.0	4.6	21.1	14		
1/2	1075/3	230	3136	\$158	SAB	5.0	4.5	8.0	8.0	5.4	22.0	18		

GB = Gibson    WP = Whirlpool    \*To Make Resilient Mount, Order Kit Numbers 27 and 4. See Page 182.

Note H45: Totally Enclosed, Air Over  
Note RB: Resilient Mounting  
Note LA: Limited Availability

## Permanent Split Capacitor Double Shaft Fan & Blower 5.6" Diameter, Two & Three Speed



(continued)

### Hub or Stud Mount, With Adjustable Hub Length Adapter, Without Capacitor, Three Speed (Fig. B)

HP	RPM/ Spds.	Voltage	Catalog Number	List	Bearings	Cap. MFD	Amps	Shaft N	Shaft XN	Shell XI	Total C	Wt.	Notes	OEM
1/8	1075/3	115	NAL1006	\$195	SAB	5.0	2.2	8.7	9.2	3.6	22.0	9		
	1075/3	208-230	NA1006	\$200	SAB	5.0	0.9	8.5	9.0	3.8	22.0	9		
1/6	1075/3	115	NAL1016	\$191	SAB	5.0	2.8	8.5	9.1	3.8	22.0	10		
	1075/3	208-230	NA1016	\$147	SAB	5.0	1.0	8.5	9.0	3.8	22.0	9		
1/4	1625/3	115	NAL1024	\$251	Ball	5.0	4.1	8.5	8.7	4.3	22.0	13		
	1625/3	208-230	NA1024	\$255	SAB	5.0	2.1	8.5	8.7	4.3	22.0	12		
	1075/3	115	NAL1026	\$213	Ball	5.0	4.3	8.5	8.7	4.3	22.0	11		
	1075/3	208-230	NA1026	\$184	SAB	5.0	1.9	8.4	9.0	4.0	22.0	11		
1/3	1625/3	115	NAL1034	\$277	Ball	5.0	5.7	8.5	8.4	4.6	22.0	13		
	1625/3	208-230	NA1034	\$264	SAB	5.0	2.8	8.5	8.4	4.6	22.0	13		
	1075/3	115	NAL1036	\$218	Ball	5.0	7.2	7.7	8.9	4.8	22.0	15		
	1075/3	208-230	NA1036	\$197	SAB	5.0	2.6	7.6	9.0	4.8	22.0	14		
1/2	1625/3	115	NAL1054	\$303	SAB	5.0	6.0	7.6	8.5	5.3	22.0	18		
	1625/3	208-230	NA1054	\$292	Ball	5.0	4.3	7.6	8.5	5.3	22.0	17		
	1075/3	115	NAL1056	\$267	BALL	10.0	7.3	8.1	8.0	5.3	22.0	16		
	1075/3	208-230	NA1056	\$229	BALL	7.5	3.4	8.1	8.5	5.3	22.0	16		
3/4	1625/3	208-230	NA1074	\$339	Ball	7.5	4.0	7.7	8.2	5.6	22.0	18		
	1075/3	115	NAL1076	\$338	SAB	15.0	8.2	7.7	8.2	5.6	22.0	17		
	1075/3	208-230	NA1076	\$330	SAB	7.5	4.8	8.3	7.8	5.3	22.0	17		